

BLUE RIDGE
LEGAL SERVICES, INC.

STATISTICAL CASE SERVICES

AND

OUTCOMES REPORT

FOR THE

SECOND QUARTER OF 2010

BRLS CASE OUTCOME MEASUREMENT HIGHLIGHTS

SECOND QUARTER 2010

BRLS staff and volunteer attorneys achieved the following outcomes for low-income clients during the second quarter of 2010:

Debtor Relief and Consumer Issues

Obtained 7 bankruptcy discharges, discharging \$191,585 in debts.

Stopped debt collection against 17 clients, avoiding \$22,893 in collections while recovering \$2,356.

Defeated 2 deficiency judgments totaling \$8,752.

Quashed 15 garnishments, liens, or levies, returning \$30,717 in wages to clients.

Overcame illegal sales contracts for 2 clients, avoiding \$13,572 in liability while recovering \$1,500.

Enforced warranties or contracts for one client, avoiding \$6,716 in liability while recovering \$4,000.

Overcame predatory lending practices for 3 clients, with \$5,170 in financial benefit.

Assisted 7 clients with consumer matters outside of litigation.

Provided advice and counsel or referral to 129 clients on debtor and consumer issues.

Unsuccessfully represented 1 client in court on consumer issue.

Family-Related Issues

Obtained adoption of 3 children.

Obtained child custody for 15 clients, while preserving visitation for one client.

Obtained divorces for 101 clients while recovering \$58,000 in lump sum and \$2,200 in monthly benefits.

Obtained Separation Agreements for 3 clients.

Obtained guardianship/conservatorship for 8 clients.

Obtained court protection for 11 victims of domestic violence while providing safety planning to 22 clients.

Obtained child support for 2 clients, worth \$949 monthly along with \$834 lump sum.

Reduced child support obligation for one client by \$2,479.

Obtained spousal support for 2 clients of \$2288 lump sum and \$793 in monthly support.

Provided advice and counsel to 152 other clients on family-related issues.

Served as guardian ad litem for 2 children.

Provided non-litigation assistance for 3 clients in family matters.

Unsuccessfully represented 3 clients in family law matters.

Access to Health Care Issues

Obtained Medicaid benefits for 3 clients, worth \$62,320 in lump sum and \$12,660 in monthly benefits.

Provided assistance with Medicaid planning to 3 clients.

Obtained Medicare benefits for one client.

Prevented wrongful discharge from nursing home of 3 clients.

Advised 7 clients on health care issues.

Housing Issues

Prevented evictions for 11 families, while defeating \$2,197 in landlord claims.
Delayed eviction for 2 families.
Avoided foreclosure for 2 clients.
Defeated improper charges by landlords on 9 clients totaling over \$6,000.
Enforced rights to habitable housing and repairs for 2 families.
Recovered personal property for 2 clients worth over \$10,000.
Provided non-litigation advocacy for 14 households in housing-related issues.
Provided advice to 135 other clients with housing related problems.
Unsuccessfully represented 1 client in housing-related cases.

Other Public Benefit Issues

Obtained over \$19,000 in unemployment benefits for 6 clients.
Obtained \$100,973 in lump sum and \$4,811 in monthly Social Security disability/SSI benefits, and avoided over \$25,000 in overpayments for 9 clients.
Provided counsel and advice to 23 other clients with public benefit issues.
Provided non-litigation advocacy for 2 clients with public benefit issues.
Unsuccessfully represented 1 client in a public benefit case.

Miscellaneous Matters

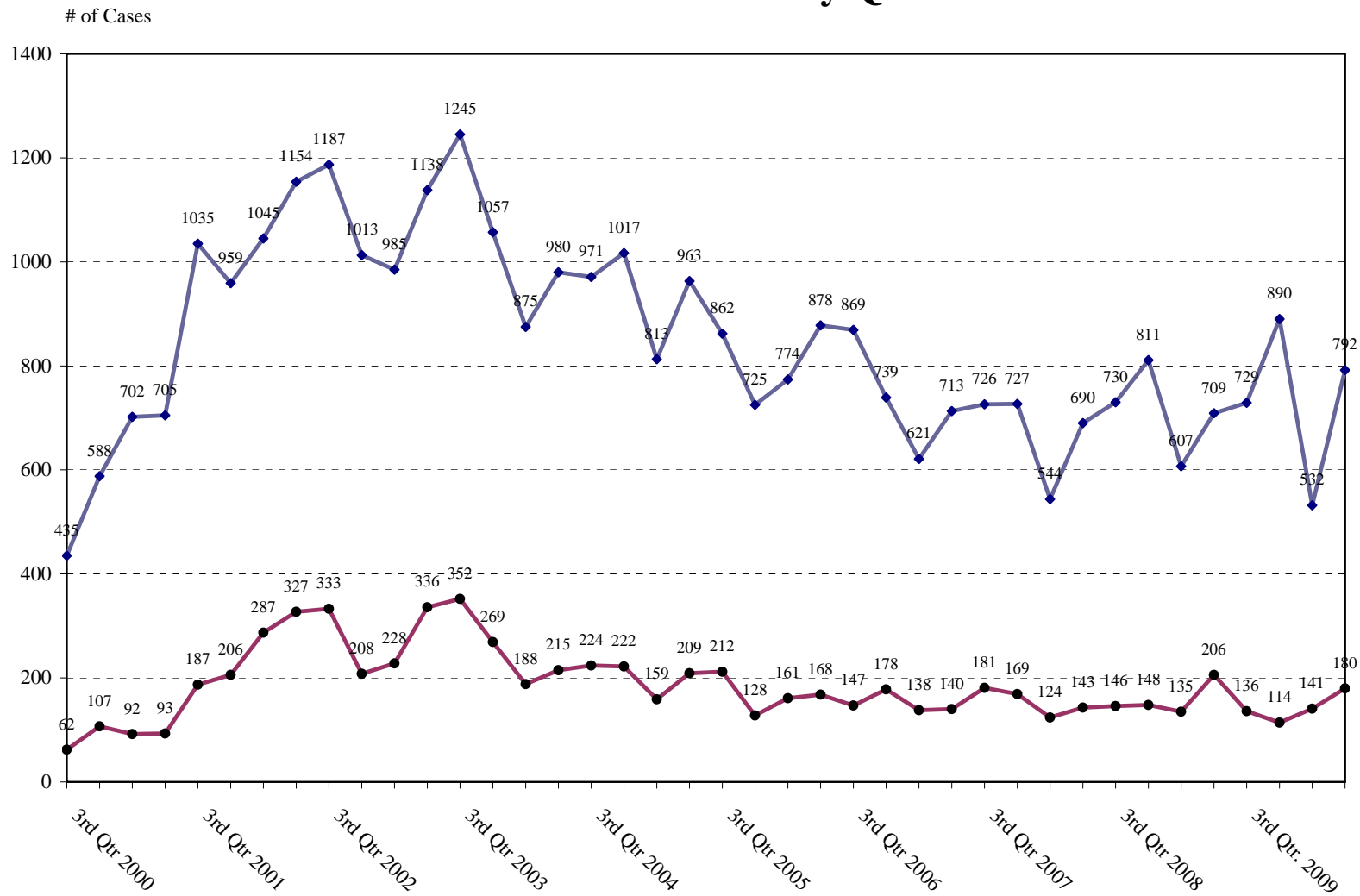
Assisted one child in obtaining appropriate educational services.
Avoided suspension for one child.
Advised one client in an education case.
Advised one client on employment law issues and provided another with non-litigation services.
Unsuccessfully represented a client in a juvenile proceeding.
Advised 1 client in an immigration question, and another in a civil rights question.
Drafted wills for 35 clients.
Prepared 45 living wills, powers of attorney, or health care proxy documents.
Advised 7 clients regarding wills and estates.

Outcomes Summary


In the 223 cases involving on-going representation, we fully achieved our clients' goals in 89% of the cases, and partially achieved them in another 7%. Overall, we achieved outcomes in 792 cases that:

- Benefited 1,974 low-income people;
- Included affirmative lump sum recoveries of \$252,722;
- Resulted in affirmative monthly benefits of \$13,983; and
- Avoided \$371,513 in lump sum debts or damages.

BRLS Cases Closed By Quarter*



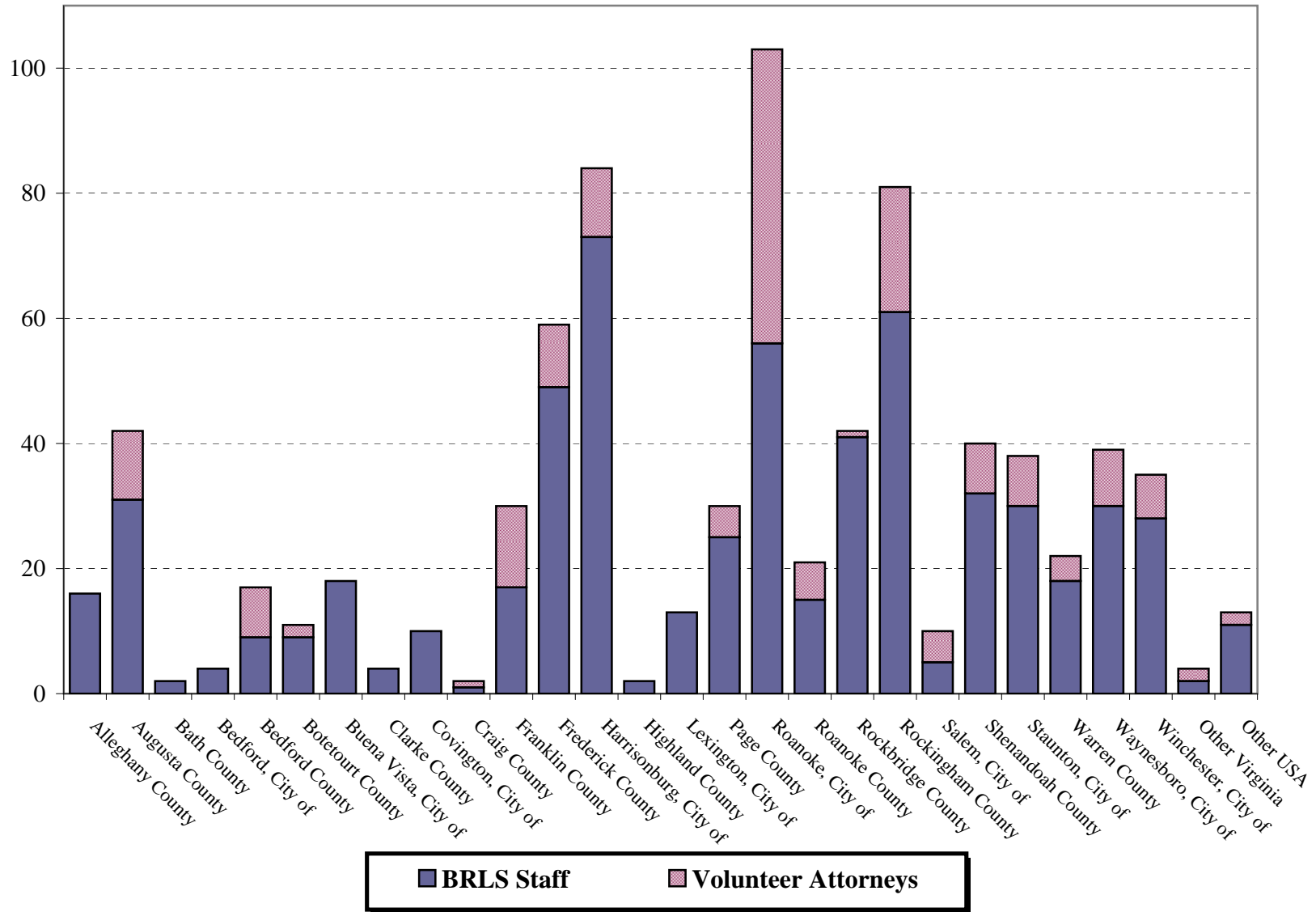
*Roanoke and Lexington office closures reflected in totals beginning 3rd Quarter 2001.



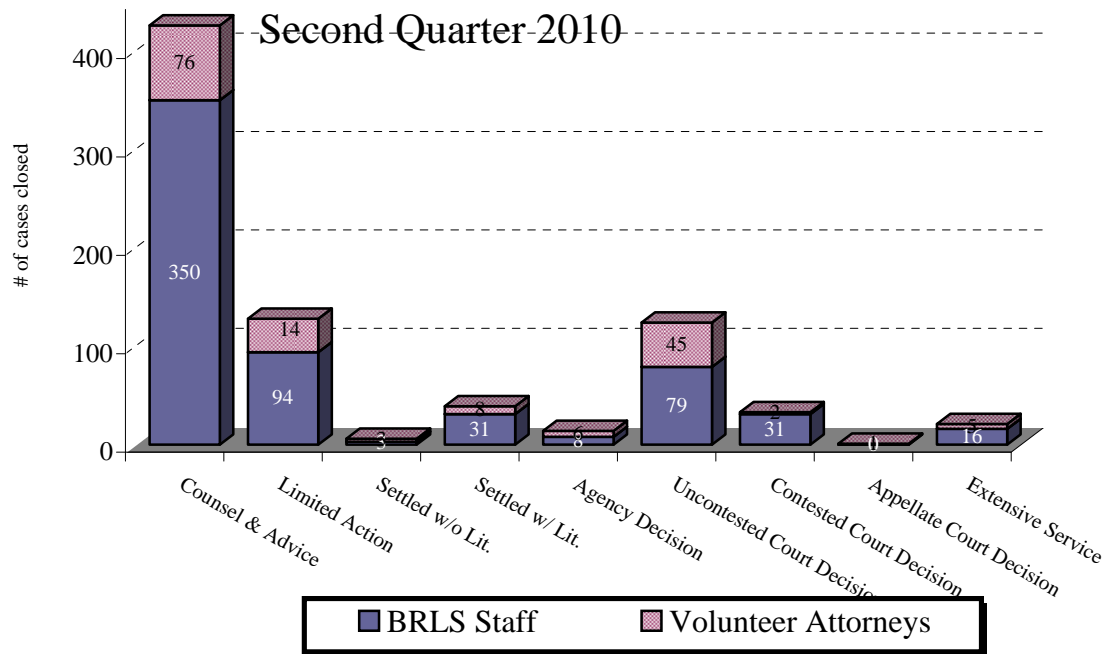
Cases Closed By Locality - Second Quarter 2010

Locality	BRLS Staff	Volunteer Attorneys	Totals
Alleghany County	16	0	16
Augusta County	31	11	42
Bath County	2	0	2
Bedford, City of	4	0	4
Bedford County	9	8	17
Botetourt County	9	2	11
Buena Vista, City of	18	0	18
Clarke County	4	0	4
Covington, City of	10	0	10
Craig County	1	1	2
Franklin County	17	13	30
Frederick County	49	10	59
Harrisonburg, City of	73	11	84
Highland County	2	0	2
Lexington, City of	13	0	13
Page County	25	5	30
Roanoke, City of	56	47	103
Roanoke County	15	6	21
Rockbridge County	41	1	42
Rockingham County	61	20	81
Salem, City of	5	5	10
Shenandoah County	32	8	40
Staunton, City of	30	8	38
Warren County	18	4	22
Waynesboro, City of	30	9	39
Winchester, City of	28	7	35
Other Virginia	2	2	4
Other USA	<u>11</u>	<u>2</u>	<u>13</u>
TOTALS	612	180	792

Cases Closed by Locality: Second Quarter 2010

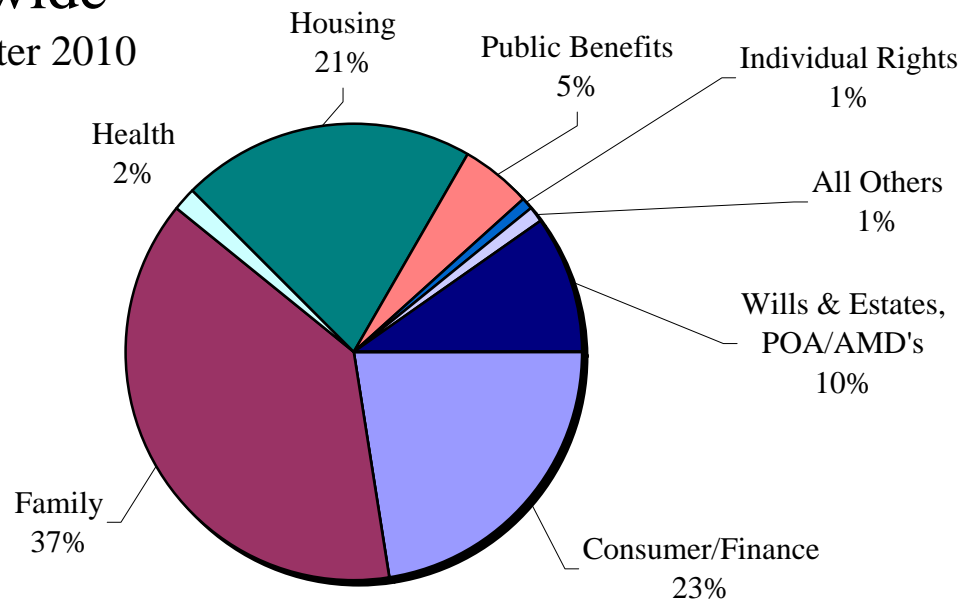


Types of Services Rendered Programwide



Cases Closed by Legal Category Programwide

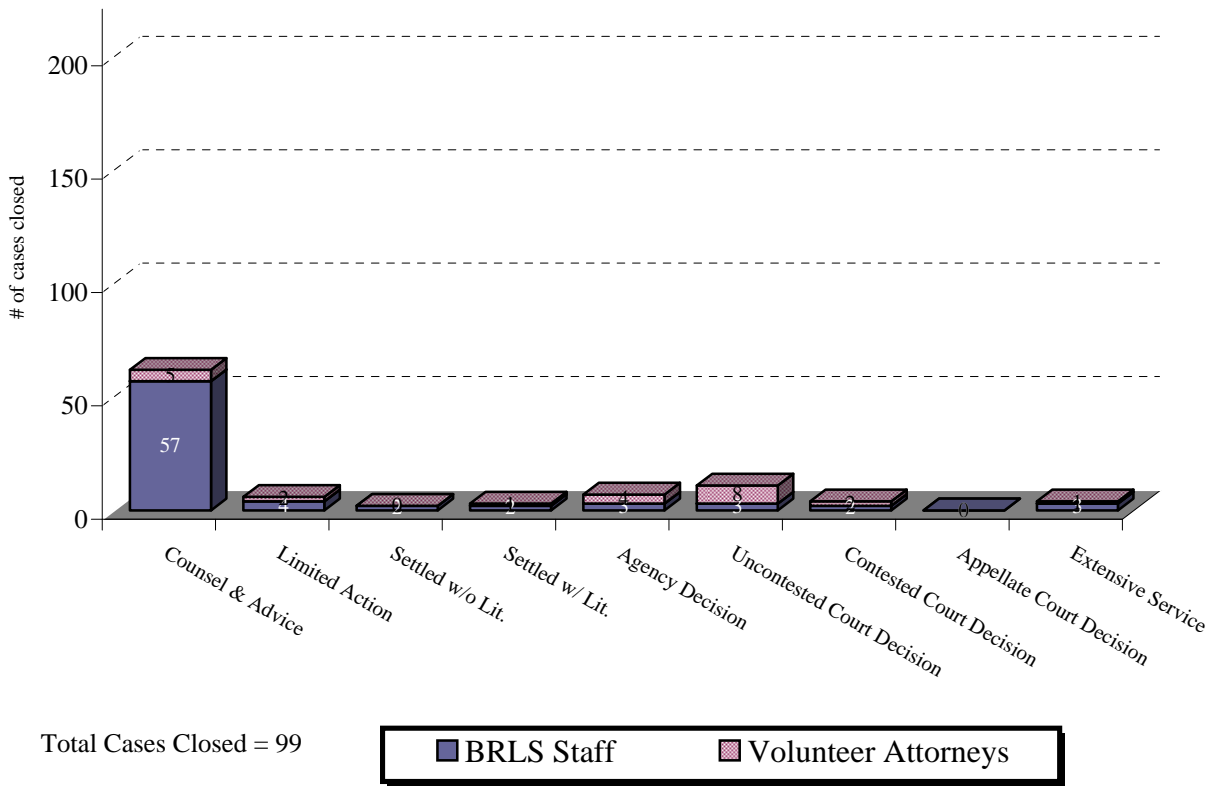
Second Quarter 2010



Total Cases Closed = 792

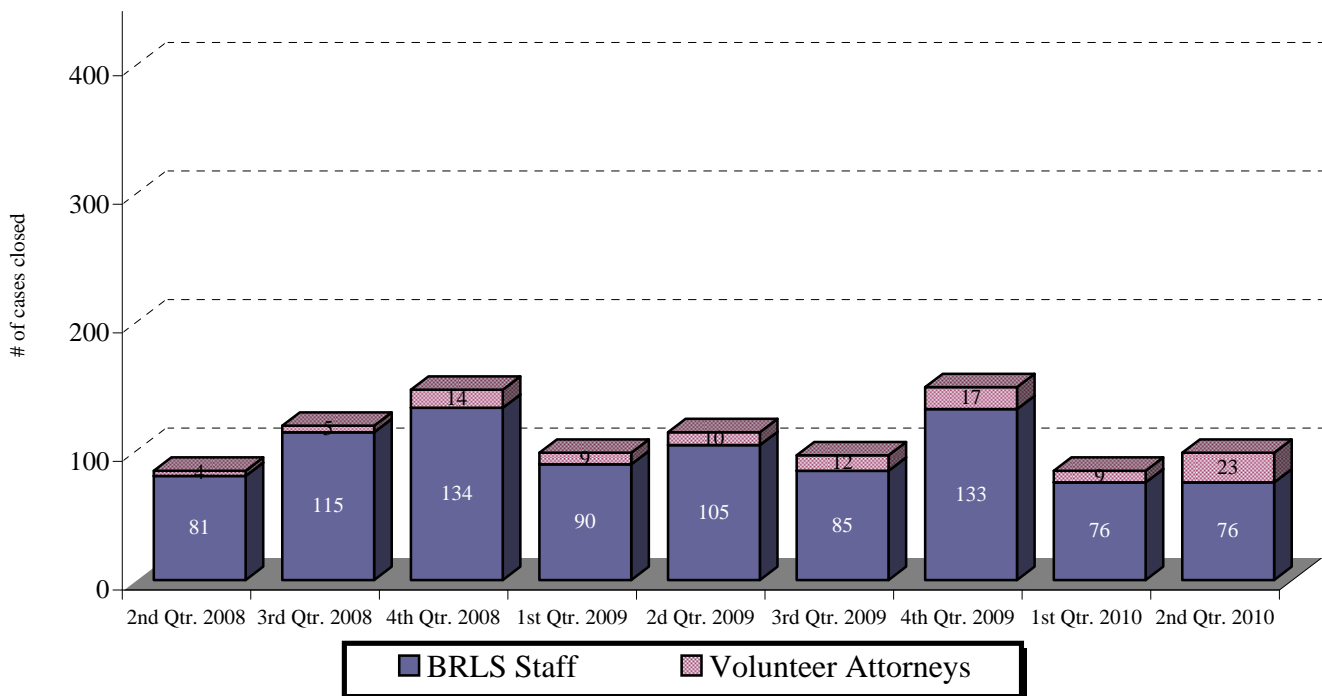
Winchester Office: Types of Services

Second Quarter 2010



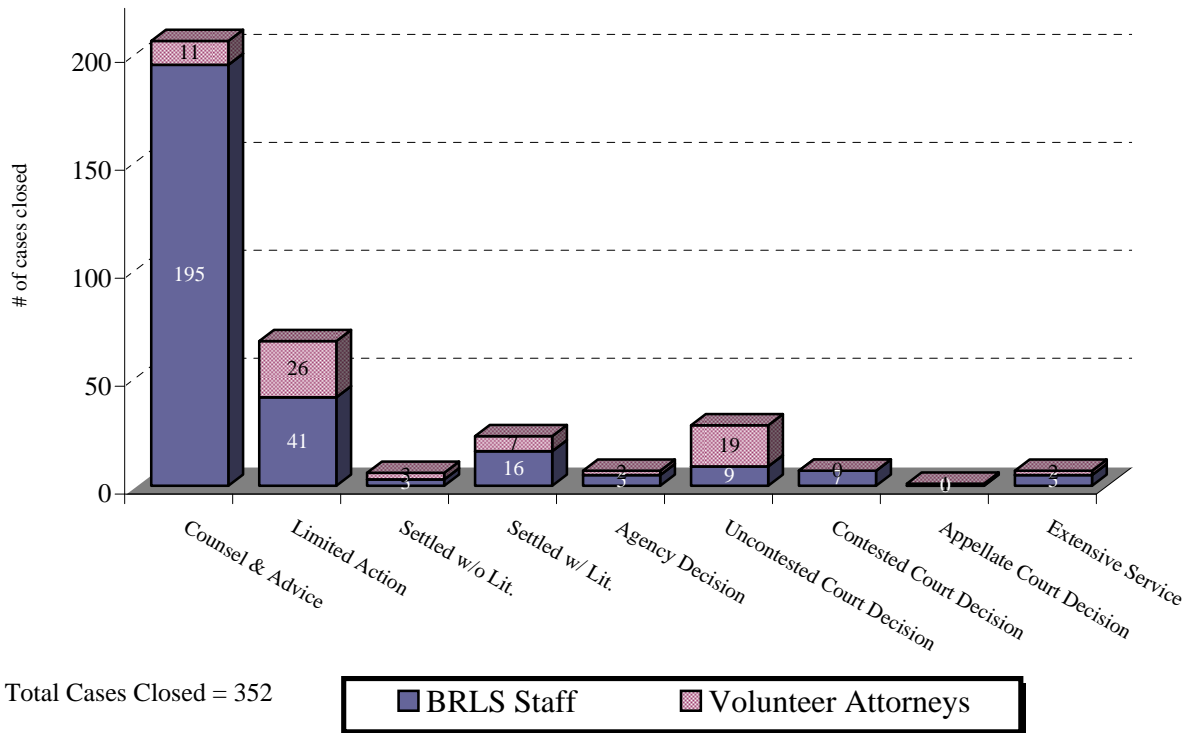
Winchester Office:

Trends in Services Provided



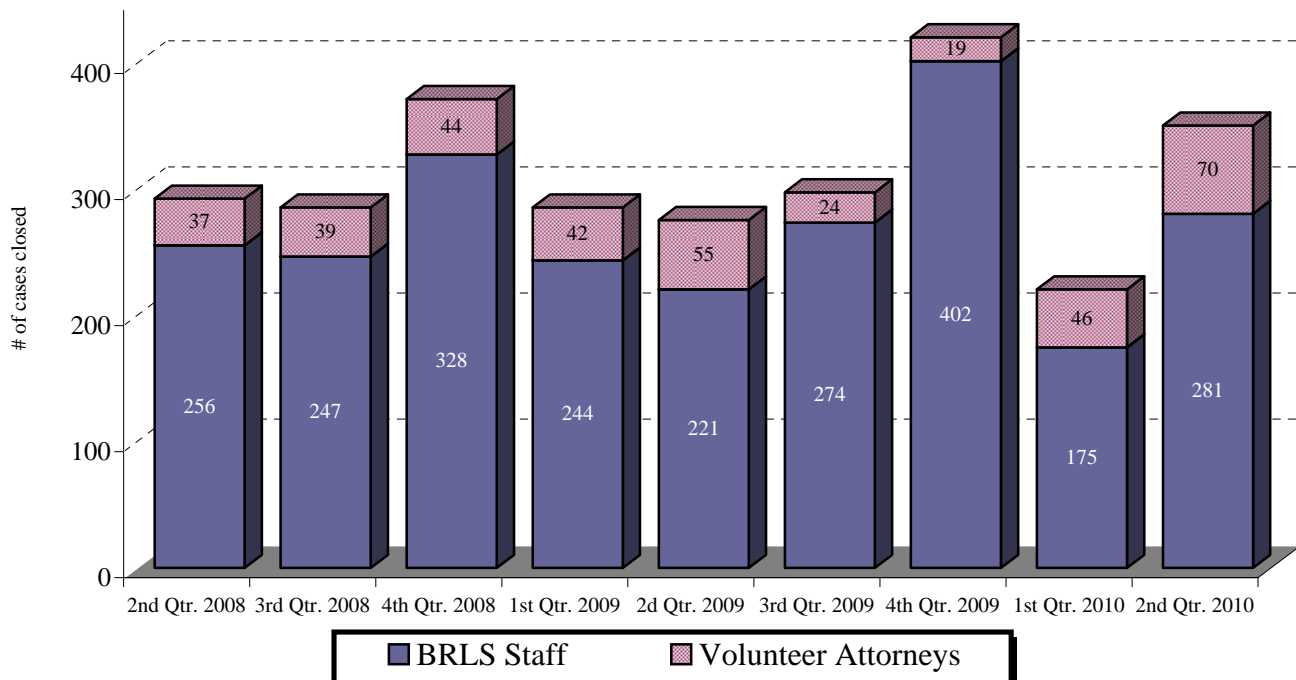
Harrisonburg Office: Types of Services

Second Quarter 2010



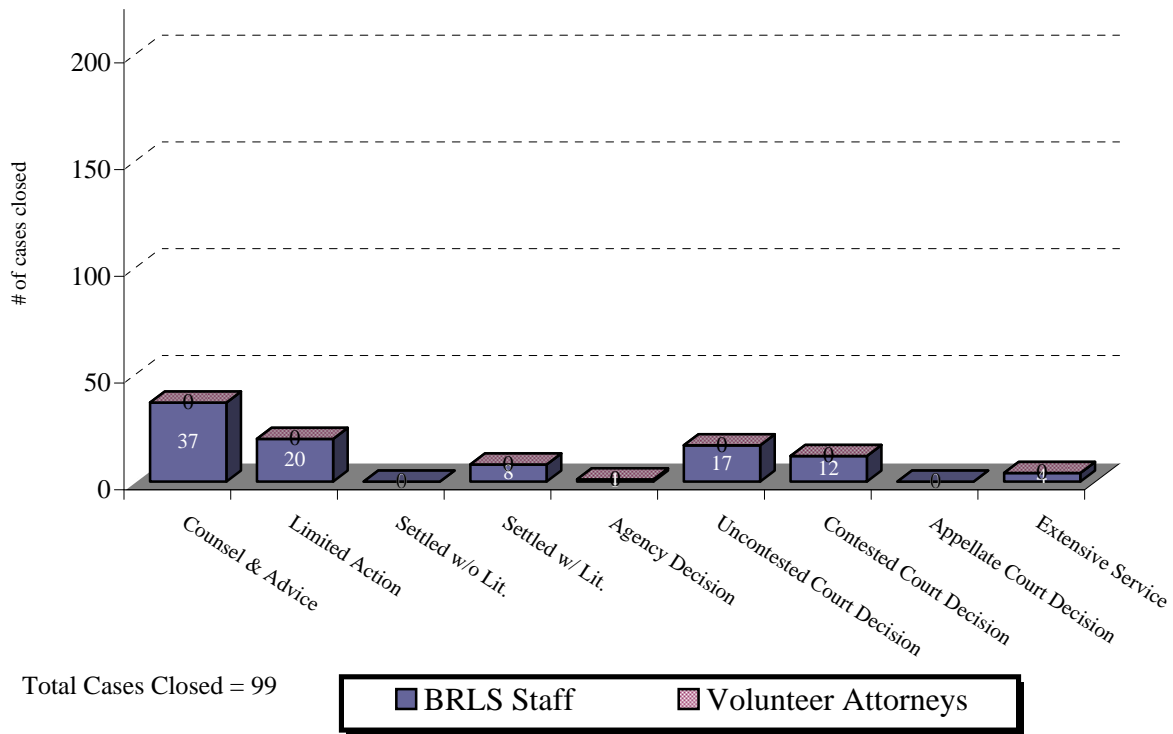
Harrisonburg Office:

Trends in Services Provided



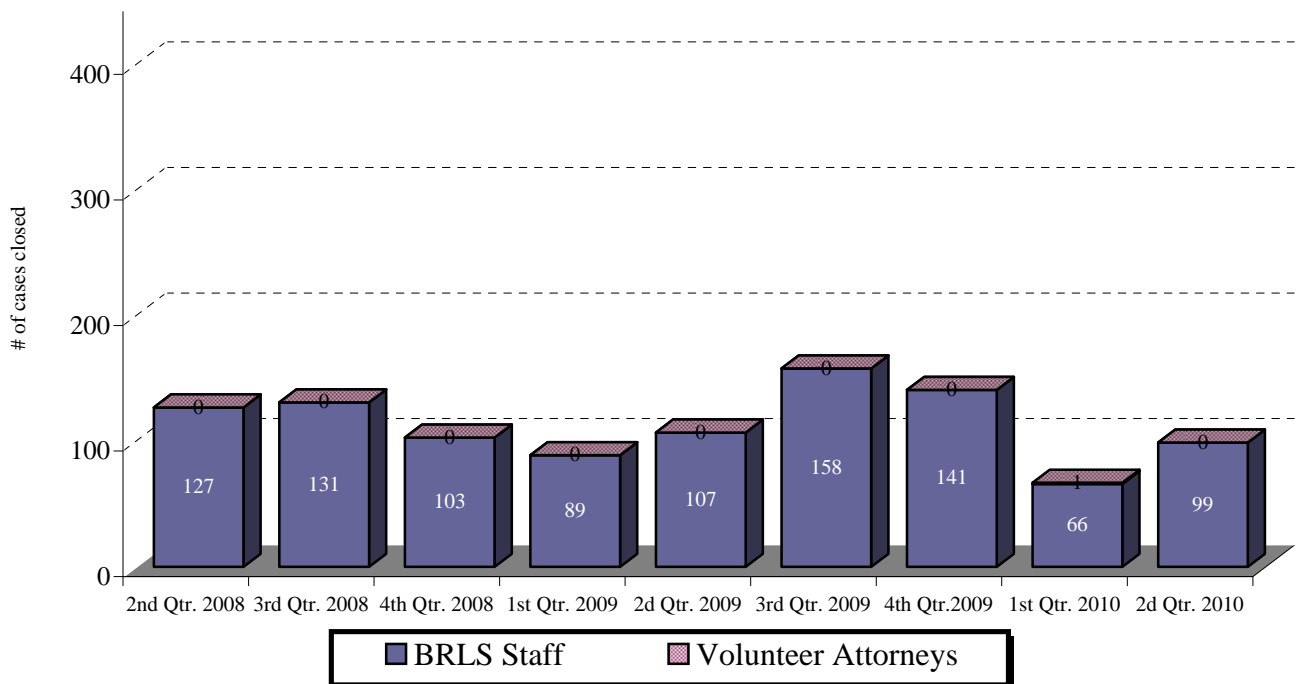
Lexington Office: Types of Services

Second Quarter 2010



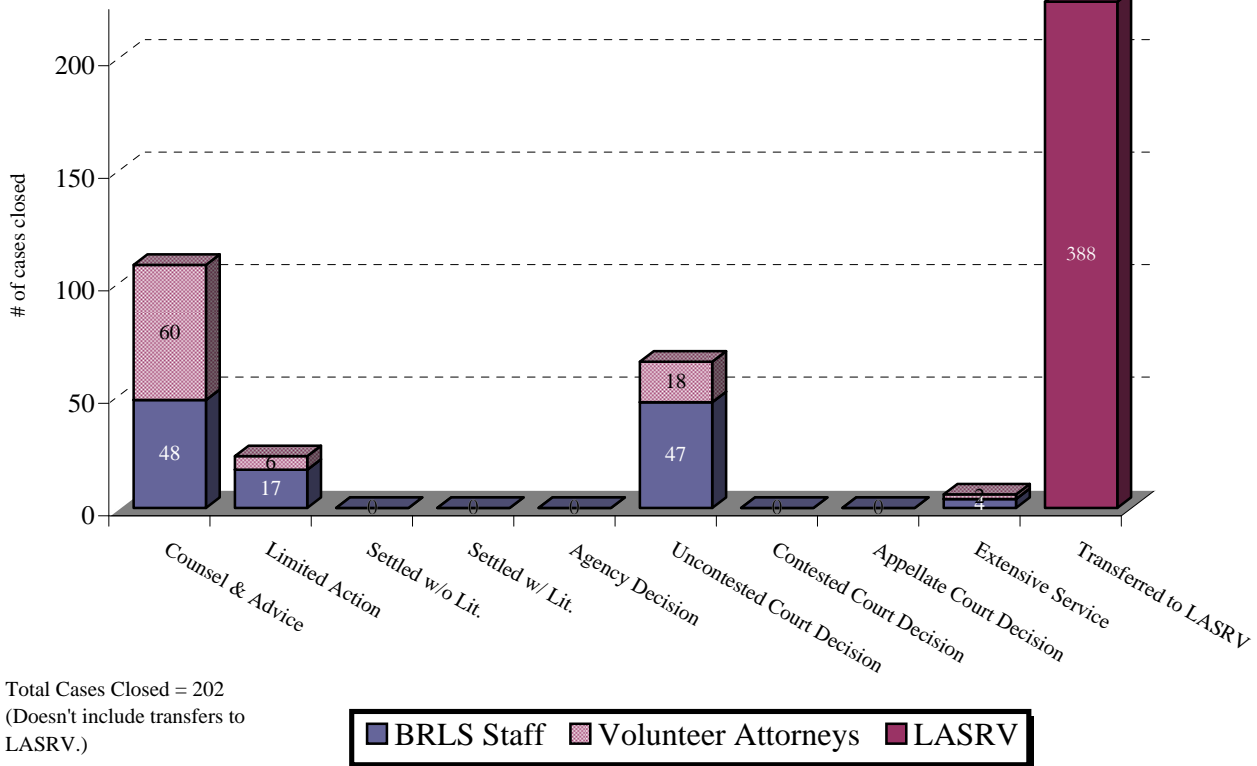
Lexington Office:

Trends in Services Provided



Roanoke Office: Types of Services

Second Quarter 2010



Roanoke Office:

Trends in Services Provided

